



Linde Material Handling

*Linde*



## Order Picker

# N20 XL

Capacity 0.6 t | Series 1115

### Powerful picking solution

- Long forks enable the simultaneous transport of two pallets with a total weight of up to 2.0 t on initial lift
- Picking of both pallets (2 × 300 kg) takes place at a height of 750 mm which protects the back
- Operator's platform in front of the battery provides a clear view of the warehouse environment and facilitates rapid detection of hazardous situations
- The operating platform is fully suspended and reduces vibrations or shocks caused by unevenness in the ground

# TECHNICAL DATA (According to VDI 2198)

Characteristics	1.1	Manufacturer		Linde
	1.2	Model		N20 XL
Weights	1.2.a	Series		1115-00
	1.3	Power unit		Battery
	1.4	Operation		Preparation
	1.5	Load capacity/Load	Q (t)	2.0/0.6 <sup>1)</sup>
	1.6	Load centre distance	c (mm)	600/1800
	1.8	Axle centre to fork face	x (mm)	932/1002 <sup>2)3)</sup>
	1.9	Wheelbase	y (mm)	1635/1705 <sup>2)4)</sup>
Wheels/Tyres	2.1	Service weight	(kg)	1517 <sup>5)</sup>
	2.2	Axle load with load, front/rear	(kg)	682/2835
	2.3	Axle load without load, front/rear	(kg)	1116/401 <sup>2)</sup>
	3.1	Tyres rubber, SE, pneumatic, polyurethane		C + P/P; P + PP
	3.2	Tyre size, front	Ø × l (mm)	Ø 254 × 102
	3.3	Tyre size, rear	Ø × l (mm)	2 × Ø 85 × 60 (Ø 85 × 85) <sup>5)</sup>
	3.4	Auxiliary wheels (dimensions)	Ø × l (mm)	2 × Ø 140 × 50
Dimensions	3.5	Wheels, number front/rear (x = driven)		1x + 1/2 (1x + 1/4) <sup>5)</sup>
	3.6	Track width, front	b10 (mm)	572
	3.7	Track width, rear	b11 (mm)	380
	4.2	Height of mast, lowered	h1 (mm)	1465 <sup>6)</sup>
	4.3	Free lift	h2 (mm)	750 <sup>6)</sup>
	4.4	Lift	h3 (mm)	865 <sup>6)</sup>
	4.5	Height of mast, extended	h4 (mm)	1465 <sup>6)</sup>
	4.6	Initial lift	h5 (mm)	115
	4.8	Seat height relating to SIP/stand height, minimum/maximum	h7 (mm)	867/1000
	4.9	Height of tiller arm in operating position, minimum/maximum	h14 (mm)	1216/1316
	4.10	Height of reach legs	h8 (mm)	80
	4.15	Height, lowered	h13 (mm)	90
	4.19	Overall length	l1 (mm)	4007 <sup>6)</sup>
	4.20	Length to fork face	l2 (mm)	1607 <sup>6)</sup>
	4.21	Overall width	b1/b2 (mm)	800
	4.22	Dimension of the fork arm	s/e/l (mm)	70 × 210 × 2400
	4.23	Dimension of the load arm	s/e/l (mm)	60 × 140 × 1100
	4.24	Width of fork carriage	b3 (mm)	780
	4.25	Fork spread	b5 (mm)	580
	4.26	Internal width of load arm	b4 (mm)	160
Performance	4.31	Ground clearance, below mast	m1 (mm)	20/135 <sup>2)</sup>
	4.32	Ground clearance, centre of wheelbase	m2 (mm)	20/135 <sup>2)</sup>
	4.33	Load dimension b12 × l6	b12 × l6 (mm)	800 × 1200
	4.34	Aisle width for load dimensions 2 × 800 × 1200	Ast (mm)	4220 <sup>6)7)</sup>
	4.35	Turning radius	Wa (mm)	2487 <sup>6)</sup>
	5.1	Travel speed, with/without load	(km/h)	10/12
	5.1.1	Travel speed, with/without load, backwards	(km/h)	10 <sup>14)</sup>
	5.2	Initial lifting speed (Li), with/without load	(m/s)	0.06/0.08 <sup>6)</sup>
		Main lifting speed (LP), with/without load	(m/s)	0.13/0.17 <sup>6)</sup>
	5.3	Lowering speed, with/without load	(m/s)	0.08/0.08 <sup>6)</sup>
Lowering speed, with/without load		(m/s)	0.32/0.26 <sup>6)</sup>	
5.8	Ramp maximum (0 kg, 1200 kg, 2000 kg), with/without load	(%)	12/20	
5.9	Acceleration time, with/without load	(s)	6.2/5	
5.10	Service brake		Electric/hydraulic	
Drive	6.1	Drive motor rating S2 60 min	(kW)	3
	6.2	Lift motor rating at S3 15 %	(kW)	2.2
	6.3	Battery according to DIN 43531/35/36 A, B, C, no		3 PzS
	6.4	Battery voltage / rated capacity (5 h)	((V)/(Ah))	24/375
	6.5	Battery weight (± 5 %)	(kg)	306
	6.6	Power consumption according to VDI cycle	(kWh/1 h)	0.54
	6.7	Turnover output according to VDI 2198	(t/h)	156
	6.8	Turnover efficiency according to VDI 2198	(kWh/1 h)	1,81
Others	8.1	Type of drive unit		LAC
	10.7	Sound pressure level LpAZ (at the driver's seat)	(dB(A))	< 85
		Level of vibration felt by the operator (EN 13059)	(m/s <sup>2</sup> )	0.7

1) Pallet truck capacity on the form arms, with initial lift option

2) Low/high position fork arm

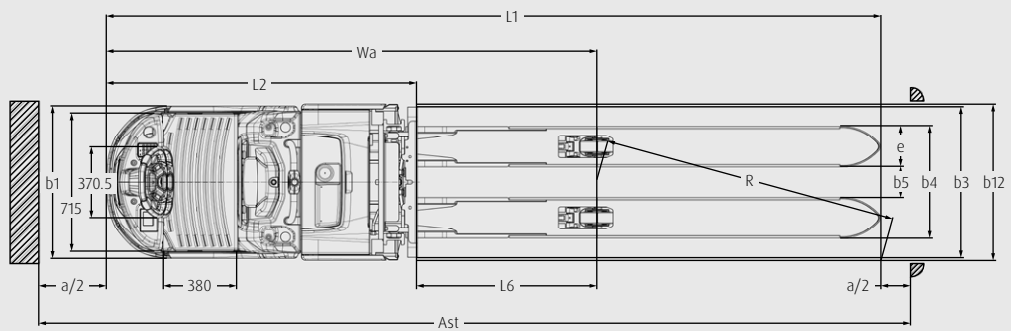
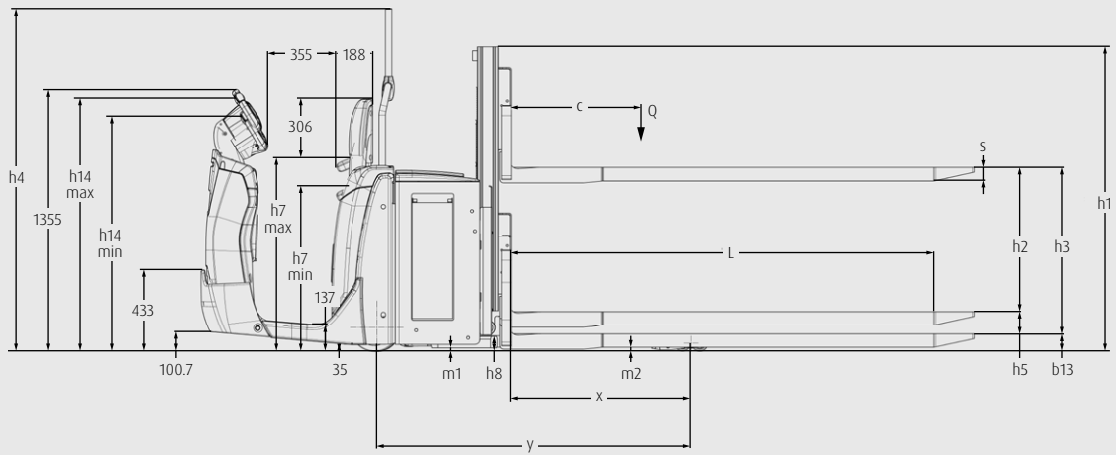
3) Value with Simplex mast

4) With battery line 6.3 (+ 75 mm for 4 PzS)

5) Figures in ( ): Truck equipped with bogies option

6) Value for a mast 750E

7) Ast = Wa + R + a, Safety distance a = 200 mm



# MAST TABLES

## SIMPLEX MAST (in mm)

Lift	h3: 750	
Height measurements	h1: 1465	h2: 750
	h3: 750	h4: 1465
	h5: 115	
Model		
N20 XL	○	

○ Optional equipment

**h1:** Height of mast, lowered  
**h4:** Height of mast, extended

**h2:** Free lift  
**h5:** Initial lift

**h3:** Lift



# STANDARD AND OPTIONAL EQUIPMENT

Model/Equipment		N20 XL
Safety	Front casted steel bumper	●
	Automatic speed reduction when cornering	●
	Linde BlueSpot™	○
	Front rubber protection (mounted on the casted steel bumper)	○
	Front feet protection	○
	Mast stop landing (300 mm)	●
	Key switch	●
	Log in PIN code	○
Service	CAN bus architecture	●
Digitalisation	Linde connect: desk	○
	ac: access control (PIN or RFID)	○
	dt: crash detection	○
	an: usage analysis	○
	Linde connect: cloud	○
	Basic Package (trouble codes, operating hours, truck mapping)	○
	Data Transmission (WiFi or Online)	○
Operation / Load Handling	Initial lifting control	●
	Initial lift electrical stop sensor	●
	Soft landing on forks	○
	Load backrest 1000 mm	○
	Inching control (forward only or forward/backward)	○
Environment	Cold store protection to -35°C	○
Workplace	Fully suspended operator compartment	●
	Height adjustable Linde Steering Wheel	○
	Knee protection	●
	Multifunction coloured display hour meter, maintenance indication, battery discharge indicator and internal fault code indication	●
	Fixed roundly shaped backrest	●
	Height adjustable backrest including foldable seating support	○
	Front bow	○
	Support data terminal and power supply cable 24 V	○
	Support clipboard DIN A4 and support for scanner	○
	Shrink wrap pole	○
	Rear lower storage	○
Mast	Mast protection in polycarbonate	●
	Mast protection in mesh	○
Attachment / Forks	Fork carriage: 580 mm	●
	Fork carriage length: 2400 mm	●
	Load arms length: 1200 mm	●
	Overhang: 188 mm	●
Axles and Tyres	Drive wheel polyurethane	○
	Tandem load wheels polyurethane	○
	Tandem load wheels polyurethane greasable	●
	Standard castor wheel	●
Drive and Brake-System	Power assisted steering	●
	3 kW AC motor (maintenance free)	●
	Electromagnetic braking system	●
	Battery compartment, lateral battery change 3 PzS (345 Ah/375 Ah) and 4 PzS (460 Ah/500 Ah), including ergonomic lever and metal rollers	○
	Battery compartment, Li-ION battery (205 Ah/410 Ah) inclusive side plug for opportunity charging	○
Li-ION 24 V-Charger	○	

● Standard equipment

○ Optional equipment

# CHARACTERISTICS



Linde BlueSpot™ and front LED light

## Safety

- Three braking systems protect the driver and load
- Flattened contours of the chassis and rounded driver's platform as well as the automatic track centering of the Linde steering wheel offer additional safety
- Automatic stop if the vehicle registers an unoccupied driver's platform or the emergency button is activated
- Additional options such as front LED and Linde BlueSpot™ maximize safety in the warehouse



Intuitive Linde Steering Wheel

## Ergonomics

- Wide operator's platform, easily accessible from both sides, with low access for easy boarding and alighting
- Order picking of two pallets at a height that is easy on the back saves unnecessary movements
- Individual design of the driver's cab with many storage areas
- Intuitively operable Linde Steering Wheel with meaningful symbols indicating key functions
- Fully suspended operator's compartment reduces vibrations and shocks



Pedestrian control

## Handling

- 3 kW three-phase AC motor for effective acceleration to a top speed of 12 km/h
- Optimum power supply to suit the requirements of the fleet through lead-acid or optional lithium-ion batteries
- Double-sided pedestrian operation saves unnecessary boarding and alighting
- Initial lift facilitates transport over ramps and uneven surfaces




## Service

- Up to 1000 operating hours without service check
- Maintenance-free three-phase AC technology and adjustment-free brakes reduce service costs
- Easily removable cover to engine compartment for easy access to central components
- Cable harnesses and cables clearly arranged for quick maintenance
- Vehicle data quickly readable via CAN bus connection
- Robust cast-steel front bumper protects truck chassis and driver's platform from damage

Subject to modification in the interest of progress. Illustrations and technical details could include options and not binding for actual constructions. All dimensions subject to usual tolerances.

Presented by:



**Linde Material Handling GmbH**  
Carl-von-Linde-Platz | 63743 Aschaffenburg | Germany  
Phone + 49 6021 99 0 | Fax + 49 6021 99 1570  
www.linde-mh.com | info@linde-mh.com

Printed in Germany | 209.e.0,5.1020.lndB.se